

# ASTR/GEOL-2040: Search for life in the Universe, Lecture 4

The background image is a composite of several elements. At the top left, there's a colorful nebula. In the center, a bright blue star is shown with a curved orbital path. Below the star is a brown, textured planet with a ring system. To the right, there's a dark, conical structure. Various chemical structures are overlaid on the scene, including a linear chain labeled 'CO', a complex ring structure labeled 'PAHs', a linear chain labeled 'ACETYLENE', and a complex structure labeled 'ACETO NITRILE'. The overall theme is the search for life in the universe, focusing on the presence of organic molecules.

Pages 6-10 in RGS  
Page 169 of BS

Axel Brandenburg  
(Office hours: Mondays 2:30 – 3:30 in X590  
and Wednesdays 11-12 in D230)



# *Common carbon compounds*

- carbohydrates
- hydrocarbons

# *Sugars are*

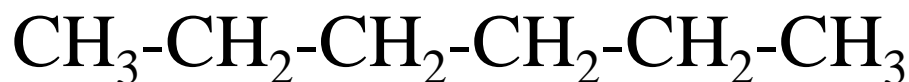
- A. Hydrocarbons
- B. Carbohydrates
- C. Hydroxyls
- D. Carboxyls

# *Sugars are*

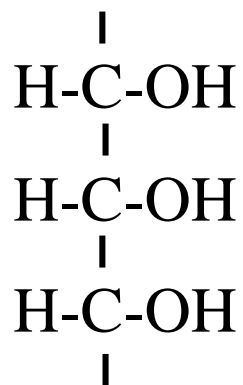
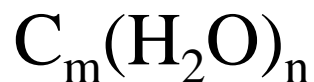
- A. Hydrocarbons
- B. Carbohydrates**
- C. Hydroxyls
- D. Carboxyls

# Common carbon compounds

- Hydrocarbons: made up entirely of hydrogen & carbon



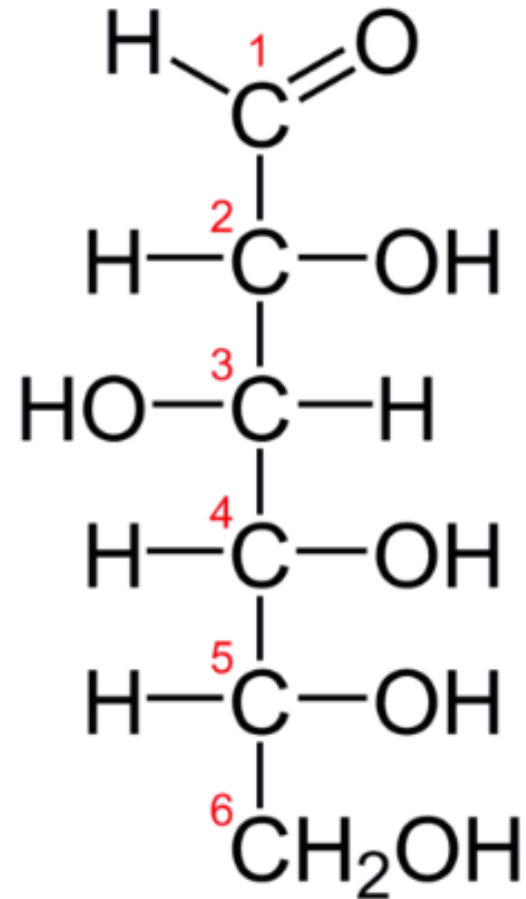
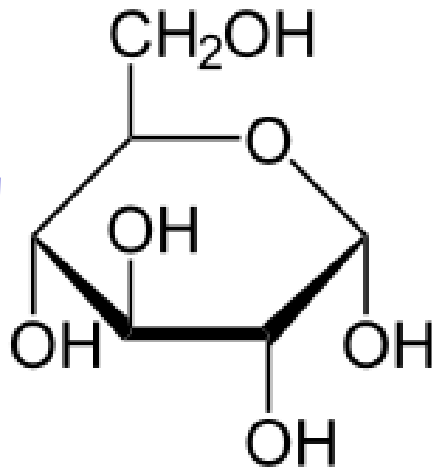
- Carbohydrates: made up of hydrogen, carbon, & oxygen



# Glucose

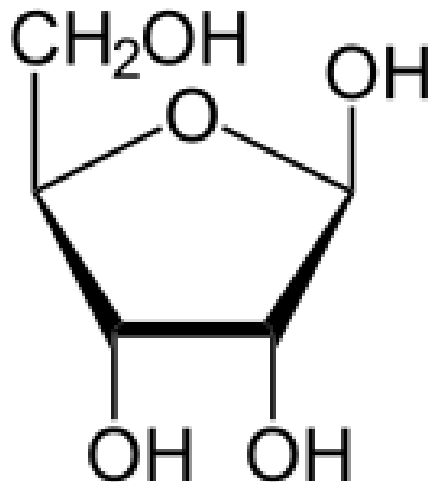
- Glucose=hexose  
=monosaccharide  
=  $C_6H_{12}O_6$

chemists drop  
C & H

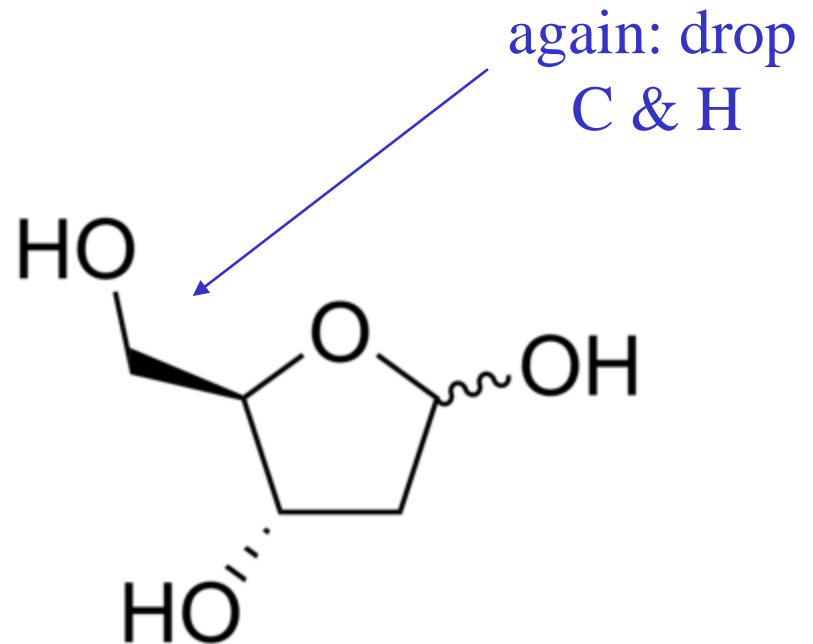


# *Another important sugar*

- Ribose = pentose =  $C_5H_{10}O_5$
- deoxyribose =  $C_5H_{10}O_4$



...note 3-D perspective





# *Why are sugars useful?*

- .....
- .....
- .....

→ think of carbohydrates more generally

# *Why are carbohydrates useful?*

- Energy storage
- Structural support
- Food source for others

# *Two more building blocks*

- Proteins
- RNA & DNA: nucleic acids

“ The Central Dogma. This states that once ‘information’ has passed into protein it cannot get out again. In more detail, the transfer of information from nucleic acid to nucleic acid, or from nucleic acid to protein may be possible, but transfer from protein to protein, or from protein to nucleic acid is impossible. Information means here the precise determination of sequence, either of bases in the nucleic acid or of amino acid residues in the protein. ”

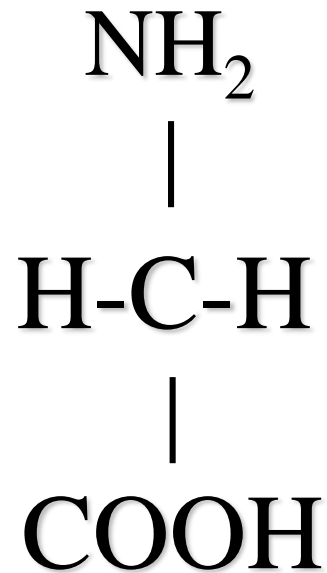
[https://en.wikipedia.org/wiki/Central\\_dogma\\_of\\_molecular\\_biology](https://en.wikipedia.org/wiki/Central_dogma_of_molecular_biology)

# *What are proteins?*

- Proteios = primary
  - Berzelius (1838)  $C_{400}H_{620}N_{100}O_{120}P_1S_1$
- Are the most complex macromolecules in living systems
- Polymers of amino acids
- "peptides" are shorter polymers

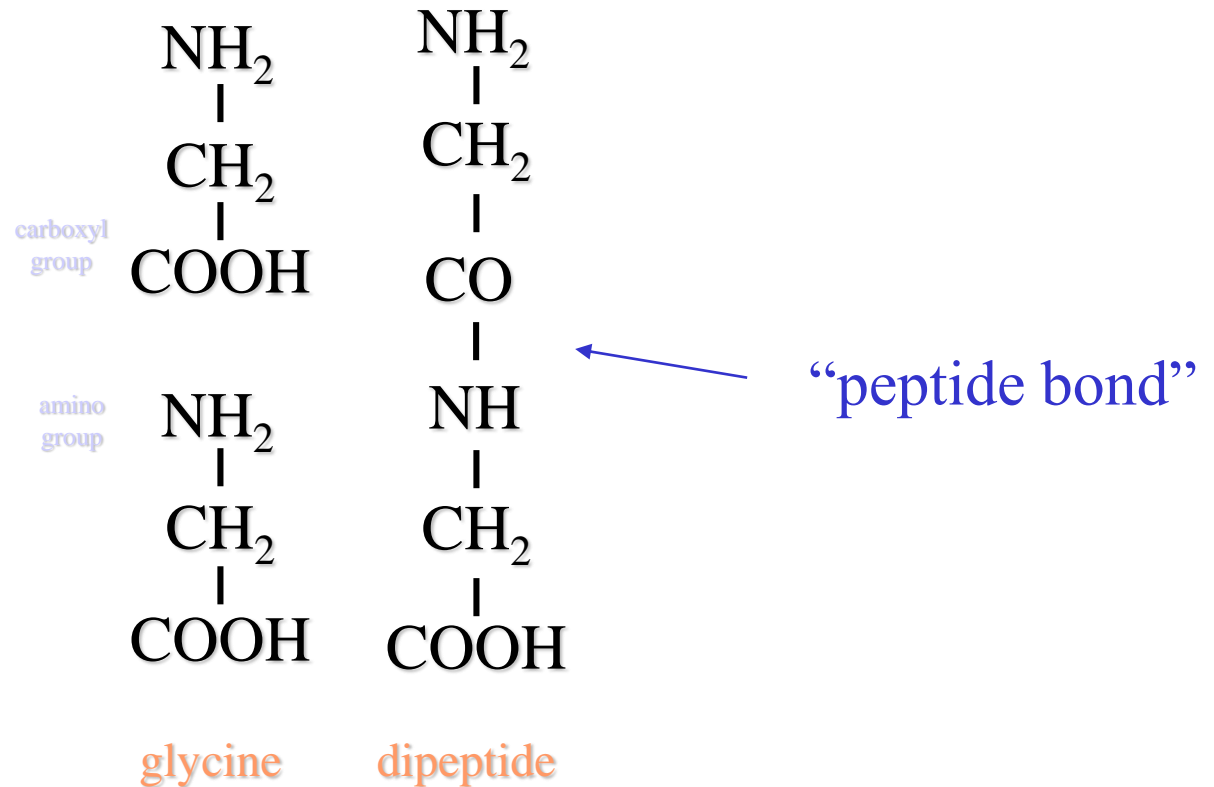
# *What are amino acids?*

- amino:  $\text{-NH}_2$
- acid:  $\text{-COOH}$
- and a C
- and an H
- and possibly another H

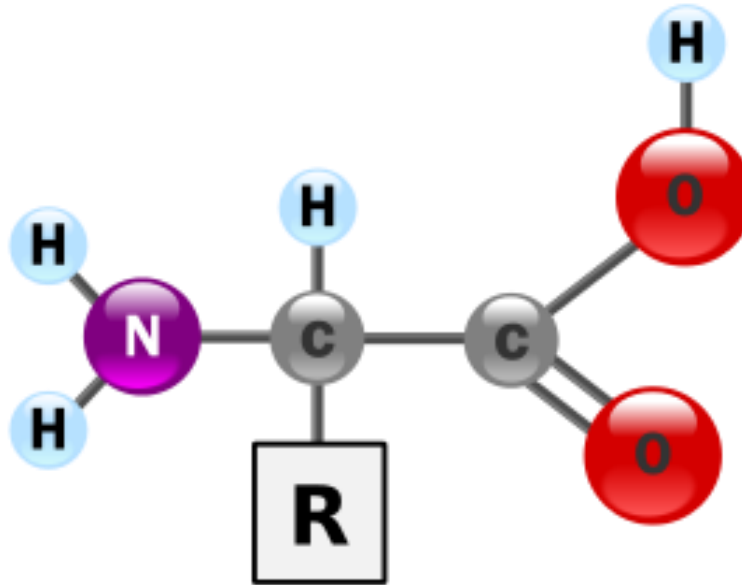


# *Polymerization*

→ *polycondensation*



# *Other amino acids*



- if  $R=CH_3$ : alanine
- valine, proline, sarcosine, ...

# *Recognize 3 of the 4 endings?*

- COOH    carboxyl group
- OH      hydroxyl group
- CH<sub>3</sub>    methyl group
- NH<sub>2</sub>    amino group (=amine group)



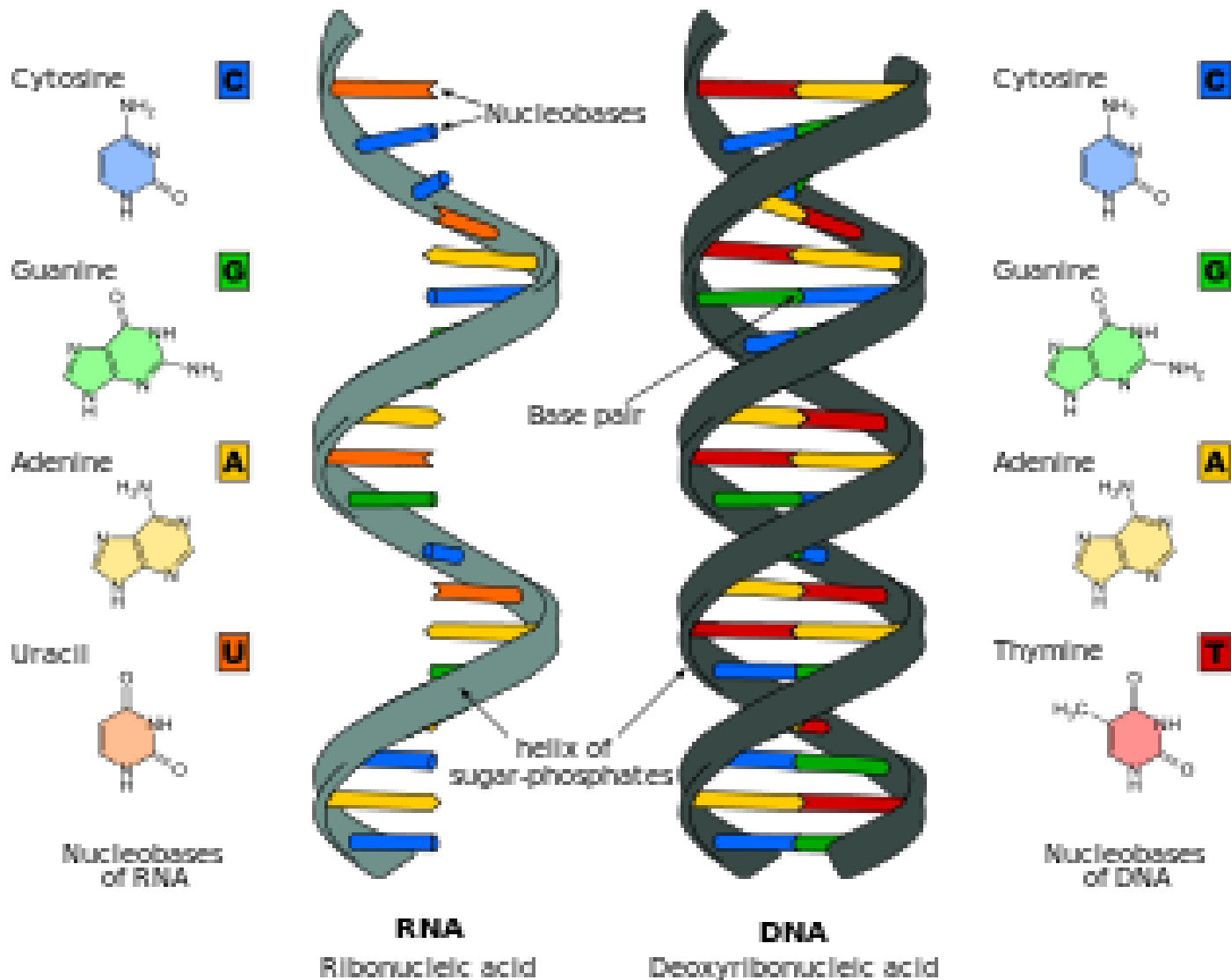
# *Why are proteins important?*

- Structural support (e.g., finger nails)
- Act as catalysts (=enzymes)
  - Facilitates/accelerates reactions
  - Not used up or involved in reaction
  - Can be reused many times!
- Their exact role depends on sequence

# *So many different ones*

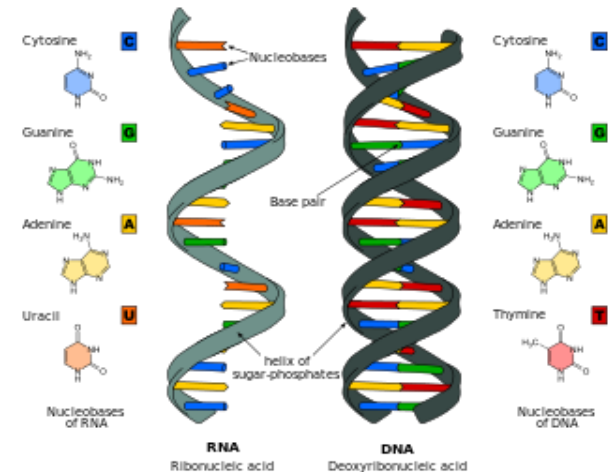
- Only 20 amino acids in proteins
  - Although 70 have been identified
  - 2 (+) of them used in rare cases microbes
- Folding
  - Depends on amino acid sequence
  - Determines how they work.

# Finally: nucleic acids



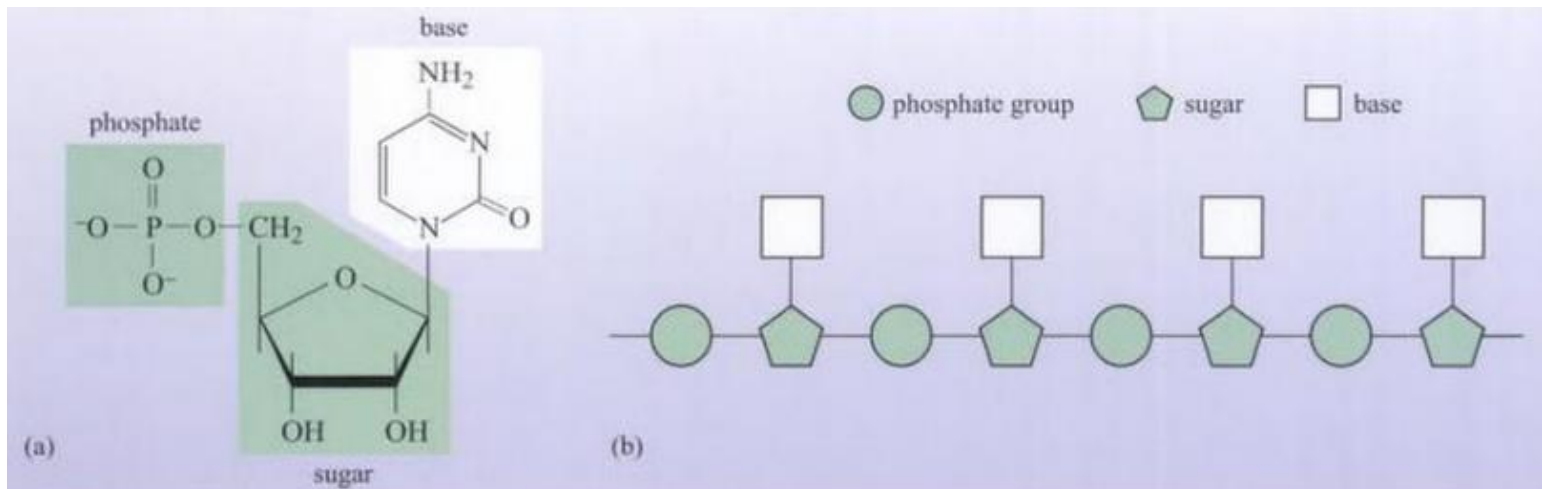
# Inventory

- Polymers of nucleotides
- Backbone
  - DNA (*deoxyribonucleic acid*)
  - or RNA (*ribonucleic acid*)
  - Pentose sugar (5 carbons)
  - Phosphate group
- Nitrogen-containing base
  - four different ones
- Form a spiral



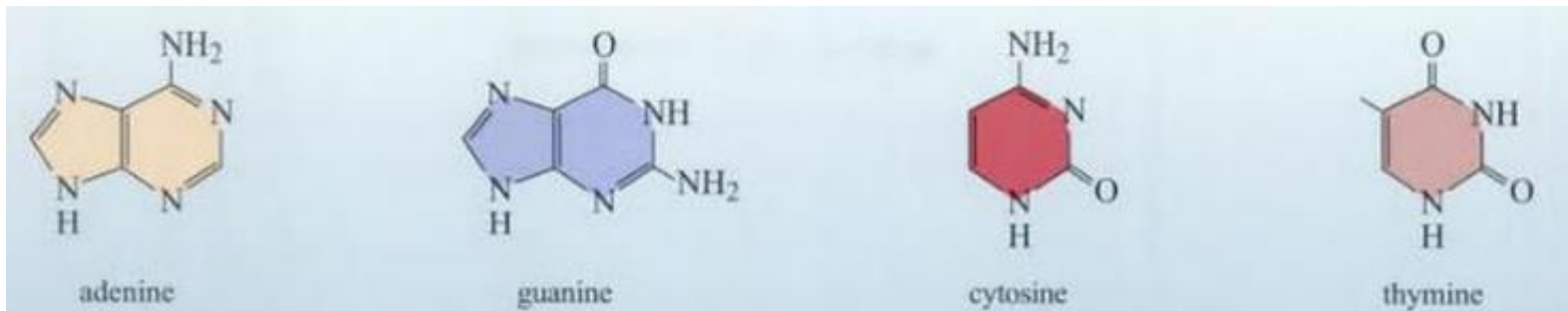
# Inventory

- Backbone
  - *deoxyribonucleic acid*, *ribonucleic acid*
  - Pentose sugar (5 carbons)
  - Phosphate group
- Nitrogen-containing base



# *Different bases*

- Two groups of bases:
  - pyrimidines T,C
  - purines A,G
- These two groups pair in specific ways
  - T-A and A-T
  - C-G and G-C



# *In which ways could life elsewhere be different?*

- Different backbones
- Different base pairs

*An enzyme consists of a chain of*

- A. Carbohydrates
- B. Amino acids
- C. nucleotides



# Two more bases synthesized in 2014

## LETTER

doi:10.1038/nature13314

### A semi-synthetic organism with an expanded genetic alphabet

Denis A. Malyshev<sup>1</sup>, Kirandeep Dhama<sup>1</sup>, Thomas Lavergne<sup>1</sup>, Tingjian Chen<sup>1</sup>, Nan Dai<sup>2</sup>, Jeremy M. Foster<sup>2</sup>, Ivan R. Corrêa Jr<sup>2</sup> & Floyd E. Romesberg<sup>1</sup>

Organisms are defined by the information encoded in their genomes, and since the origin of life this information has been encoded using a two-base-pair genetic alphabet (A–T and G–C). *In vitro*, the alphabet has been expanded to include several unnatural base pairs (UBPs)<sup>1–3</sup>. We have developed a class of UBPs formed between nucleotides bearing hydrophobic nucleobases, exemplified by the pair formed between d5SICS and dNaM (d5SICS–dNaM), which is efficiently PCR-amplified<sup>1</sup> and transcribed<sup>4,5</sup> *in vitro*, and whose unique mechanism of replication has been characterized<sup>6,7</sup>. However, expansion of an organ-

suggest that decomposition is mediated by phosphatases. As no degradation was observed upon incubation in spent media, decomposition seems to occur within the periplasm. No increase in stability was observed in cultures of single-gene-deletion mutants of *E. coli* BW25113 lacking a specific periplasmic phosphatase<sup>19</sup> (as identified by the presence of a Sec-type amino-terminal leader sequence), including *phoA*, *ushA*, *appA*, *aphA*, *yjx*, *surE*, *yfbR*, *yjg*, *yfaO*, *mutT*, *nagD*, *yggV*, *yrfG* or *ymfB*, suggesting that decomposition results from the activity of multiple phosphatases. However, the extracellular stability of [ $\alpha$ -<sup>32</sup>P]-dATP was sig-

# *Think about other worlds*

- Large impacts can blast rocks into space
  - Life (spores) might survive in rocks
- Suppose life on Mars is found with
  - Different sets of amino acids
  - Right-handed versions of amino acids
- Does this support/contradict hypothesis that life migrated from Mars?

# *What we talked about*

- The 4 different building blocks
  - Lipids, carbohydrates, proteins, nucleic acids
  - Their usefulness
- Next time
  - How they propagate genetic information
  - Genetic code
  - Biomarkers, biosignatures
  - pp. 11-17 of RGS